








FRUGT




Hvad hedder det?




vandmelon




vindruer




appelsin



banan




jordbær




citron



melon



ananas




kiwi



blåbær




æble




pære


Skriv ordene.




banan



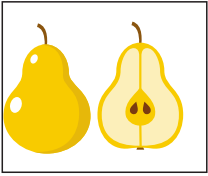
kiwi




jordbær




æble




pare



melon




citron



blåbær

Sæt streg mellem ord og billede.



citron




ananas




jordbær




appelsin



banan



kiwi




melon



vindruer




able




vandmelon

Tegn selv.



Tegn en citron



Tegn et æble



Tegn en banan



Tegn en pære





Tegn en vandmelon



Tegn et jordbær

Tæl frugterne.



 Der er _____ abler.

 Der er _____ vandmeloner.

 Der er _____ pærer.

 Der er _____ vindruer.




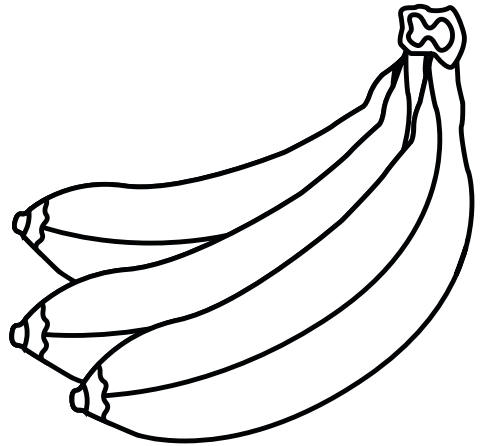

 Der er _____ bananer.

 Der er _____ jordbær.

Læs og farv.

Farv æblet grønt.
Farv bananerne gule.

Farv ananassen brun.
Farv vindruerne lilla.
Farv jordbærret rødt.



Læs og skriv det samme.



Leo har en kiwi.



Elo har en appelsin.



Sia har en pære.



Ida har en banan.