



Mit



morgenhæfte <sup>≡</sup> 2B



dansk matematik engelsk billedkunst

Navn og klasse:

# Dansk



Sæt ring om alle **navneord/substantiver** i teksten.

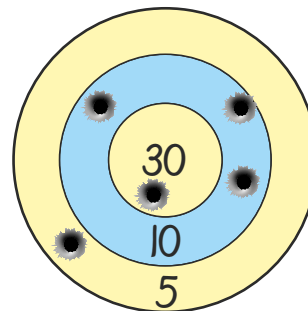
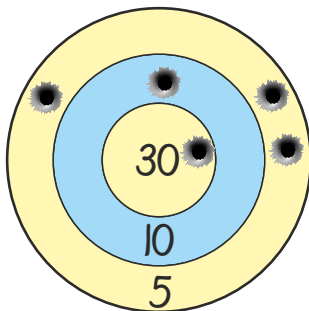
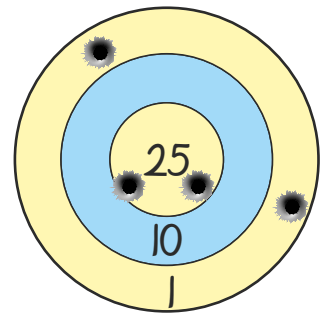
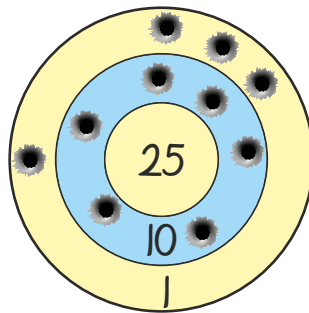
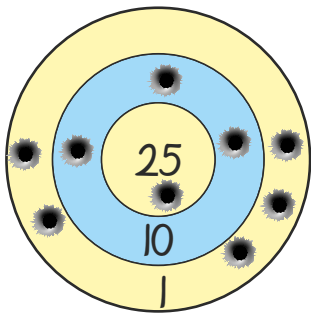


I et gammelt tårn bor en troldmand med sin lille ugle. De to er helt alene og møder aldrig andre mennesker - eller dyr. Når troldmanden skal se, hvad der foregår i verden, bruger han sin krystalkugle. I den kan han se, hvad folk i byen foretager sig. Det bruger han meget tid på. Han bruger sit timeglas til at tage tid, når han kigger i kuglen. Nogle dage bruger han op mod 5 timer i døgnet på at iagttage folk igennem kuglen. Resten af dagen bruger han fx på at rydde op i sit tårn, vaske sin tryllehat, træne sin ugle eller sove en lang lur i sin troldmands-seng.




# Matematik

Hvor mange point?



# Billedkunst

Tegn en sjov robot.



# Matematik

Regn plusstykkerne.

$14 + 6 = \underline{\quad}$        $59 + 19 = \underline{\quad}$        $10 + 80 = \underline{\quad}$

$16 + 7 = \underline{\quad}$        $13 + 15 = \underline{\quad}$        $50 + 35 = \underline{\quad}$

$25 + 5 = \underline{\quad}$        $48 + 29 = \underline{\quad}$        $31 + 39 = \underline{\quad}$


# Dansk



Find **navneord/substantiver** på billedet nederst og skriv dem i kassen:



Hvad siger eller synger drengen?  
Skriv dit forslag her:



# Matematik

Regn minusstykkerne.

$80 - 10 = \underline{\quad}$

$60 - 14 = \underline{\quad}$

$45 - 20 = \underline{\quad}$

$95 - 15 = \underline{\quad}$

$22 - 2 = \underline{\quad}$

$33 - 12 = \underline{\quad}$

$66 - 33 = \underline{\quad}$

$67 - 8 = \underline{\quad}$

$61 - 34 = \underline{\quad}$

# Dansk

Skriv sætningerne i **datid**.

Grethe græder, fordi hun slår sin fod.

---

Min bedstemor vågner klokken otte.

---

Jens drikker meget cola.

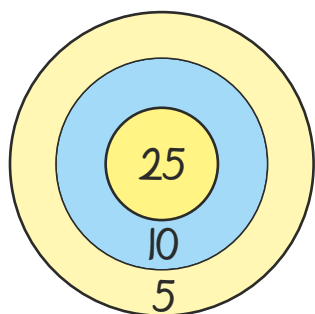
---

Frederiks hold vinder førstepladsen.

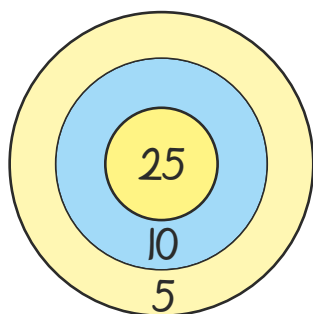
---

# Matematik

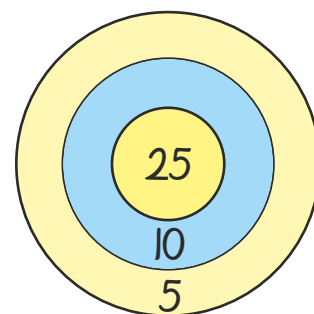
Skyd, så pointene passer.



60



105



45

# Engelsk

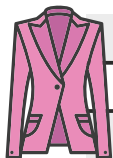
Skriv de engelske ord.



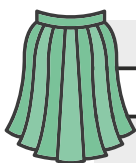
boot



shoe



jacket




skirt




pants

# Billedkunst

Farv et flot mønster.





Skriv de rigtige ord ved det samme symbol.



\_\_\_\_\_



*græspløene*



*puslespil*



\_\_\_\_\_



\_\_\_\_\_



\_\_\_\_\_



*armbånd*



\_\_\_\_\_



*fuglerede*



*vintersok*



\_\_\_\_\_




*købmand*

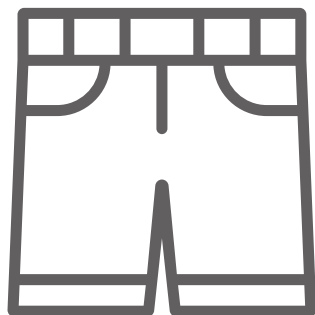


# Engelsk


Læs og farv.



Colour the cap  
yellow and blue.




Colour the shorts  
black and red.



Colour the tie  
brown and green.



Colour the slippers  
pink and purple.



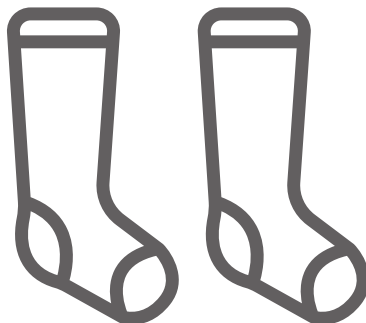
Colour the hat  
blue, green and grey.



Colour the gloves  
black and orange.



Draw dots  
on the hat.



Colour the socks  
pink and yellow.



Write your name  
on the t-shirt.

# Matematik

Udfyld tabellerne.



+	5	15	20
1			
5			
9			

-	10	30	50
100			
70			
55			

# Engelsk

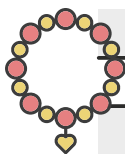
Skriv de engelske ord.




shorts



dress



necklace


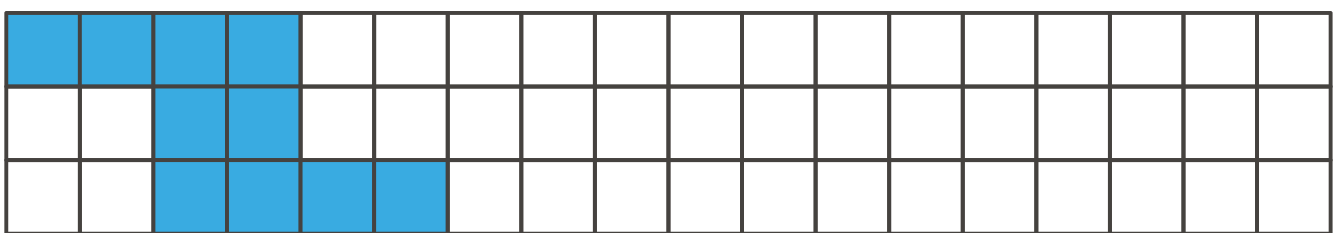
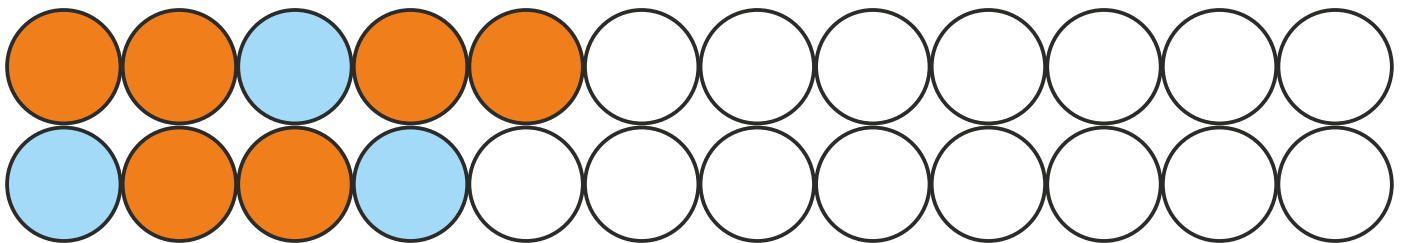



robe

# Matematik



Fortsæt mønstret.



# Matematik



Sæt streg fra prik til prik. Start ved 1-tallet og slut ved 69. Farv til sidst.

