


Øv dig

Skriv bogstaver







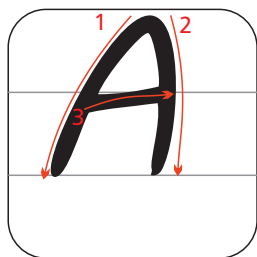
Hæfte med alle bogstaver i
store skrivehuse



Navn og klasse

Skriv A og a på denne side. Følg pilene og få trænet skriveretning og placering i bogstavhuset.

LÆR OM
Bogstavet A
MED DANSKTIP










Skriv B og b på denne side. Følg pilene og få trænet skriveretning og placering i bogstavhuset.

LÆR OM

Bogstavet B

MED DANSKTIP




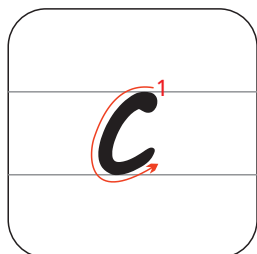


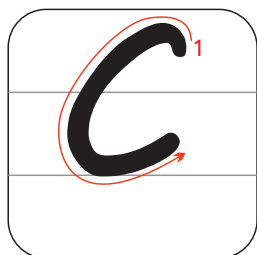


Skriv C og c på denne side. Følg pilene og få trænet skriveretning og placering i bogstavhuset.

LÆR OM

Bogstavet C

MED DANSKTIP










Skriv D og d på denne side. Følg pilene og få trænet skriveretning og placering i bogstavhuset.

LÆR OM







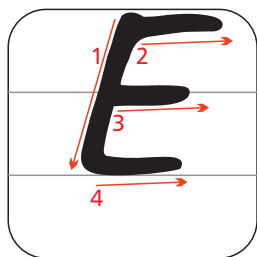
Bogstavet D

MED DANSKTIP






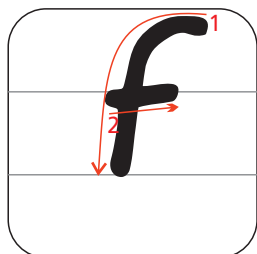


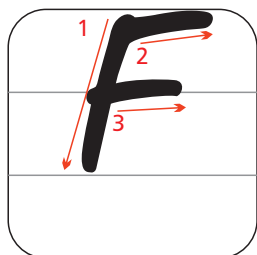
Skriv E og e på denne side. Følg pilene og få trænet skriveretning og placering i bogstavhuset.

LÆR OM
Bogstavet E
MED DANSKTIP



Skriv F og f på denne side. Følg pilene og få trænet skriveretning og placering i bogstavhuset.

LÆR OM
Bogstavet F
MED DANSKTIP








Skriv G og g på denne side. Følg pilene og få trænet skriveretning og placering i bogstavhuset.

LÆR OM







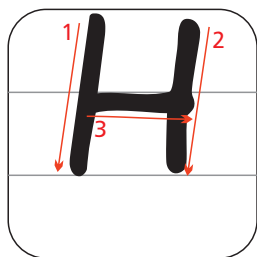
Bogstavet G

MED DANSKTIP






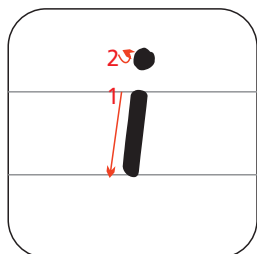



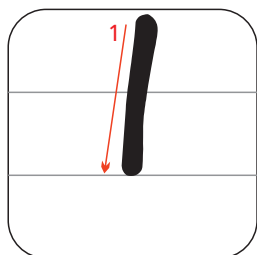
Skriv H og h på denne side. Følg pilene og få trænet skriveretning og placering i bogstavhuset.

LÆR OM
Bogstavet H
MED DANSKTIP






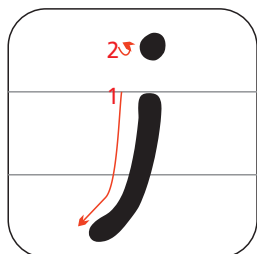



Skriv I og i på denne side. Følg pilene og få trænet skriveretning og placering i bogstavhuset.

LÆR OM
Bogstavet I
MED DANSKTIP






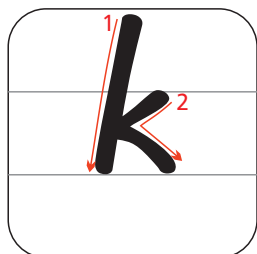


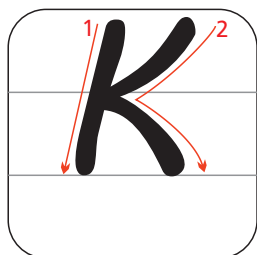
Skriv J og j på denne side. Følg pilene og få trænet skriveretning og placering i bogstavhuset.

LÆR OM
Bogstavet J
MED DANSKTIP






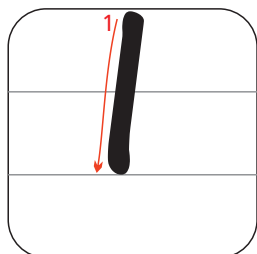


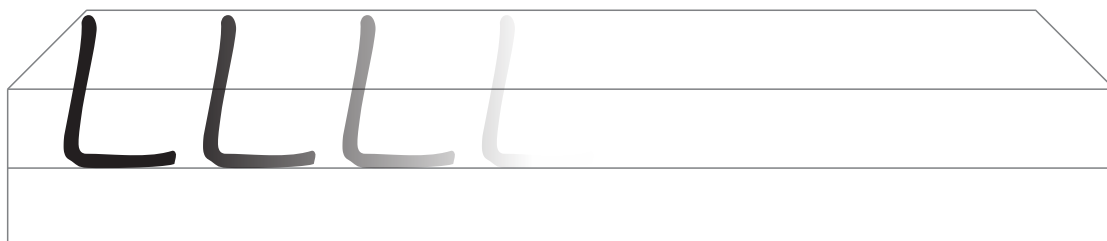
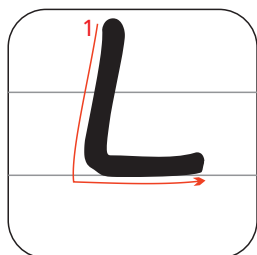
Skriv K og k på denne side. Følg pilene og få trænet skriveretning og placering i bogstavhuset.

LÆR OM
Bogstavet K
MED DANSKTIP









Skriv L og l på denne side. Følg pilene og få trænet skriveretning og placering i bogstavhuset.

LÆR OM
Bogstavet L
MED DANSKTIP






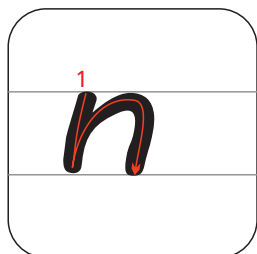


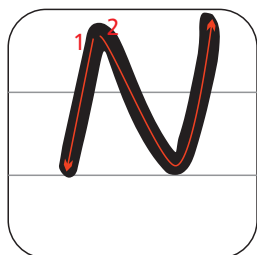
Skriv M og m på denne side. Følg pilene og få trænet skriveretning og placering i bogstavhuset.

LÆR OM
Bogstavet M
MED DANSKTIP



Skriv N og n på denne side. Følg pilene og få trænet skriveretning og placering i bogstavhuset.

LÆR OM
Bogstavet N
MED DANSKTIP



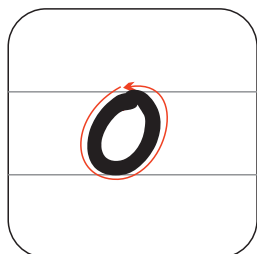


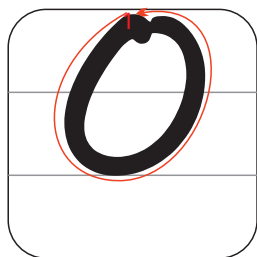


Skriv O og o på denne side. Følg pilene og få trænet skriveretning og placering i bogstavhuset.

LÆR OM








Bogstavet O

MED DANSKTIP






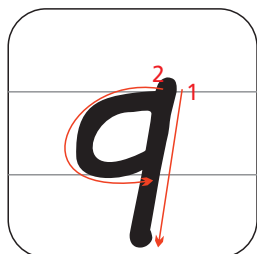


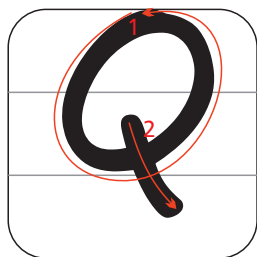
Skriv P og p på denne side. Følg pilene og få trænet skriveretning og placering i bogstavhuset.

LÆR OM
Bogstavet P
MED DANSKTIP






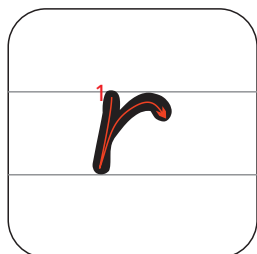



Skriv Q og q på denne side. Følg pilene og få trænet skriveretning og placering i bogstavhuset.

LÆR OM
Bogstavet Q
MED DANSKTIP






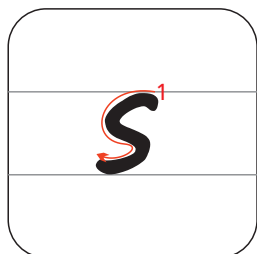



Skriv R og r på denne side. Følg pilene og få trænet skriveretning og placering i bogstavhuset.

LÆR OM
Bogstavet R
MED DANSKTIP






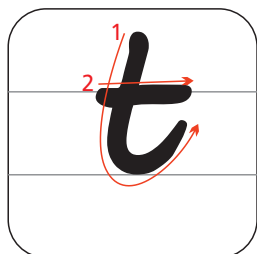


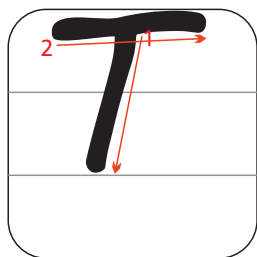
Skriv S og s på denne side. Følg pilene og få trænet skriveretning og placering i bogstavhuset.

LÆR OM
Bogstavet S
MED DANSKTIP



Skriv T og t på denne side. Følg pilene og få trænet skriveretning og placering i bogstavhuset.

LÆR OM
Bogstavet T
MED DANSKTIP










Skriv U og u på denne side. Følg pilene og få trænet skriveretning og placering i bogstavhuset.

LÆR OM




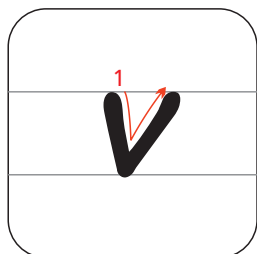


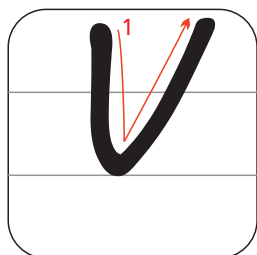
Bogstavet U

MED DANSKTIP







Skriv V og v på denne side. Følg pilene og få trænet skriveretning og placering i bogstavhuset.

LÆR OM
Bogstavet V
MED DANSKTIP






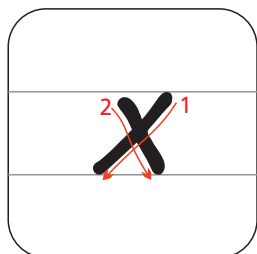


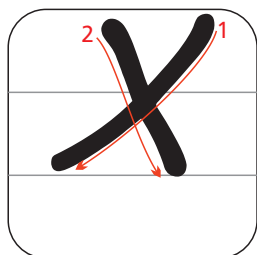
Skriv W og w på denne side. Følg pilene og få trænet skriveretning og placering i bogstavhuset.

LÆR OM
Bogstavet W
MED DANSKTIP









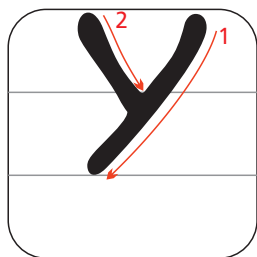
Skriv X og x på denne side. Følg pilene og få trænet skriveretning og placering i bogstavhuset.

LÆR OM
Bogstavet X
MED DANSKTIP



Skriv Y og y på denne side. Følg pilene og få trænet skriveretning og placering i bogstavhuset.

LÆR OM
Bogstavet Y
MED DANSKTIP




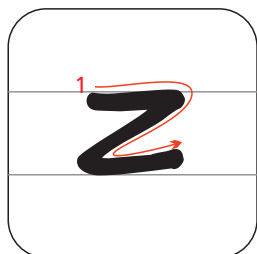


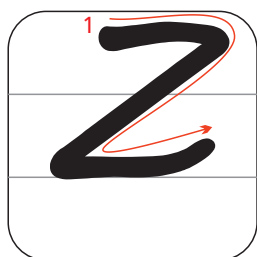


Skriv Z og z på denne side. Følg pilene og få trænet skriveretning og placering i bogstavhuset.

LÆR OM







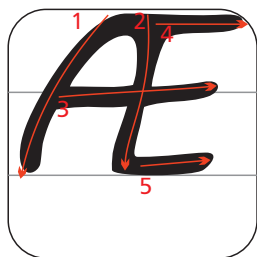
Bogstavet Z

MED DANSKTIP






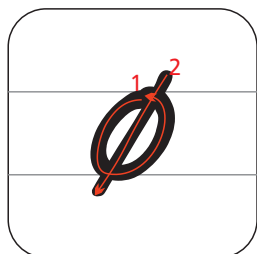



Skriv Æ og æ på denne side. Følg pilene og få trænet skriveretning og placering i bogstavhuset.

LÆR OM
Bogstavet Æ
MED DANSKTIP



Skriv Ø og ø på denne side. Følg pilene og få trænet skriveretning og placering i bogstavhuset.

LÆR OM
Bogstavet Ø
MED DANSKTIP



Skriv Å og å på denne side. Følg pilene og få trænet skriveretning og placering i bogstavhuset.

LÆR OM
Bogstavet Å
MED DANSKTIP

