



Mit



morgenhæfte [≡] OB



dansk

matematik


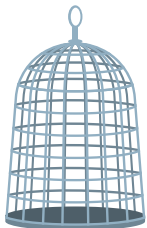
motorik

farv

Navn og klasse:

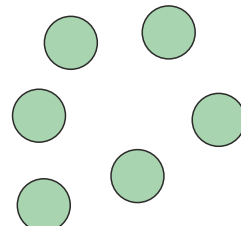
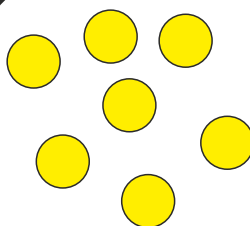
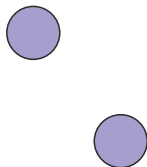
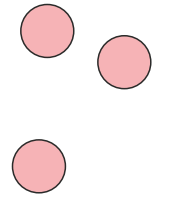
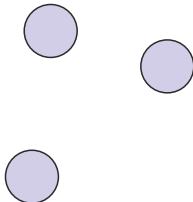
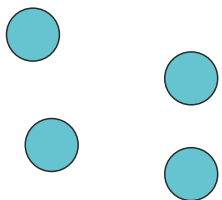
Dansk

Hvad rimer? Skriv et ord, der rimer på billedet.



Matematik


Tæl. Hvor mange bolde i hver kasse? Skriv tallet.



Farv



Farv tegningen, så flot du kan.



Motorik

Tegn oveni alle de stiplede linjer med din blyant. Du må gerne farve til sidst.




Dansk


Indsæt den vokal, der mangler i hvert ord.

9
n__

i
a
y


gr__


ø
ø
å


g__l


u
a
i

2
t__


ø
a
o


s__l


y
o
u


r__d

y
ø
e


bl__

e
a
å


k__t

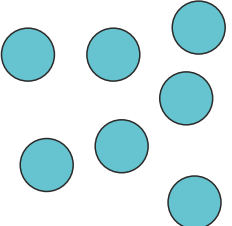
a
å
o

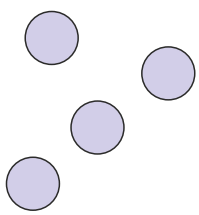
7
s__v

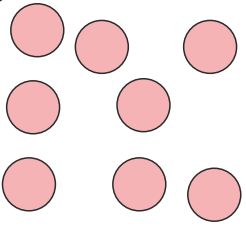
y
a
e

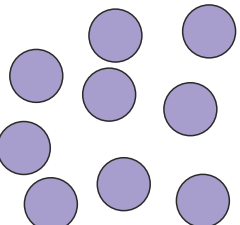
Matematik

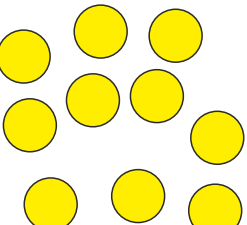
Tæl. Hvor mange bolde i hver kasse? Skriv tallet.

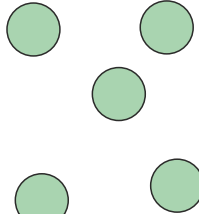














Motorik

Følg blyantens streg med din blyant, så præcis du kan.



Dansk





Skriv om din fødselsdag.
Du må gerne børnestave.

A large rectangular area with horizontal lines, intended for writing about one's birthday. The lines are spaced evenly and extend across the width of the page.




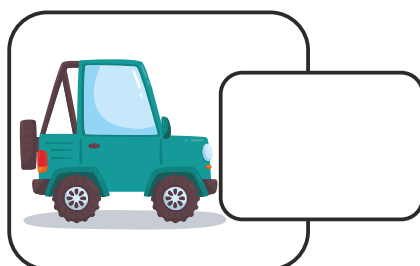





Farv

Farv tegningen, så flot du kan.



Matematik

Tæl. Hvor mange af hver bil?



Dansk

Skriv, hvad du godt kan lide ved «sommer».
Du må gerne børnestave.



Matematik

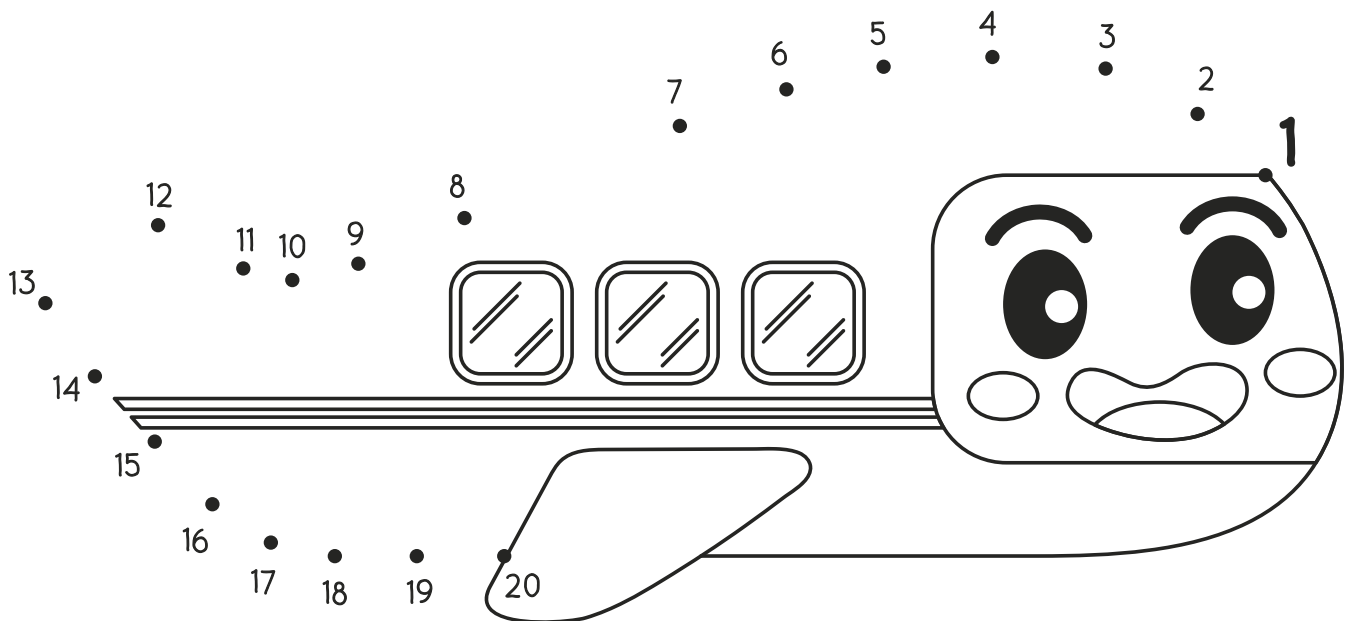
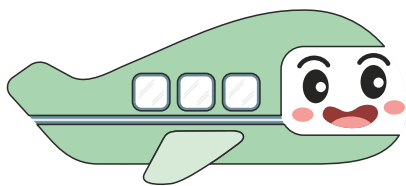
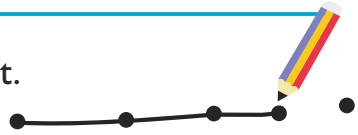
Regn plus-stykkerne.

$2 + 3 = \underline{\quad}$ $4 + 4 = \underline{\quad}$ $3 + 2 = \underline{\quad}$

$2 + 5 = \underline{\quad}$ $4 + 6 = \underline{\quad}$ $3 + 4 = \underline{\quad}$

$2 + 7 = \underline{\quad}$ $4 + 8 = \underline{\quad}$ $3 + 6 = \underline{\quad}$

Sæt streg fra prik til prik. Start ved 1-tallet og slut ved 20. Farv til sidst.



Motorik

Sæt streg mellem ens tal. Du må ikke røre cirklerne!

