
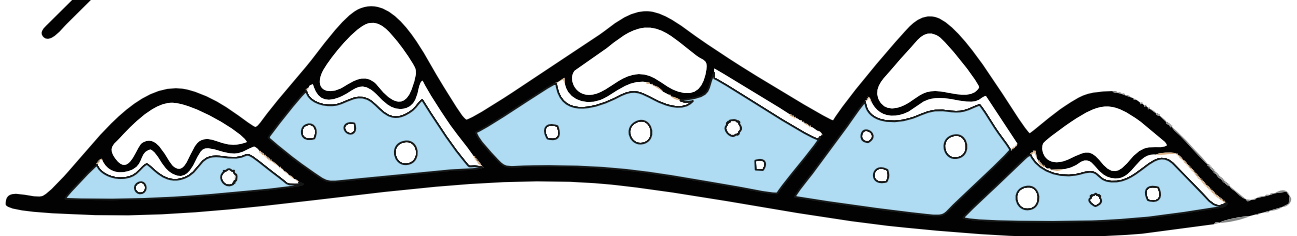


Mit



morgenhæfte 3B



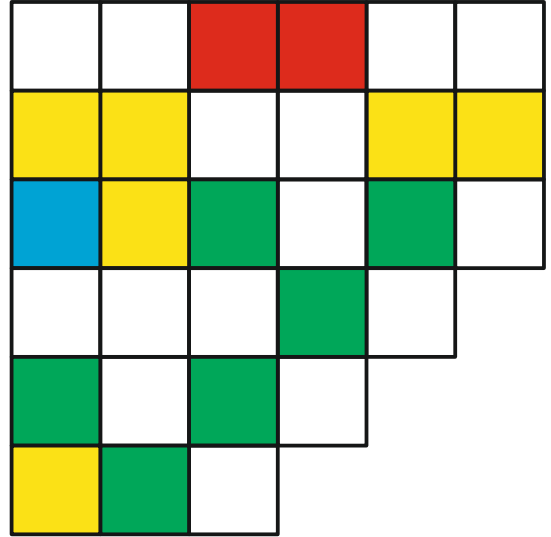
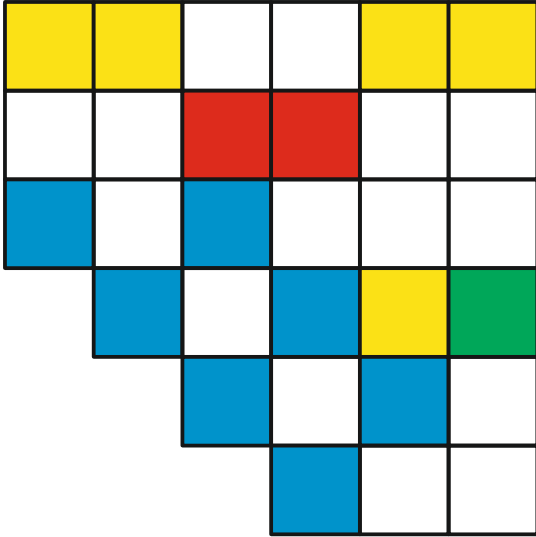
dansk matematik engelsk billedkunst

Navn og klasse:

Matematik



Farv, så de to sider er spejlet.



Dansk


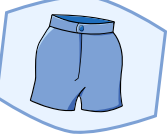








Farv de ord, der indeholder bogstavet E.









Engelsk

Sæt streg mellem ord og billede, der passer sammen. Skriv ordet på engelsk ved billederne.










	<input type="text" value="tie"/>
	<input type="text" value="shirt"/>
	<input type="text" value="dress"/>
	<input type="text" value="shorts"/>
	<input type="text" value="cap"/>
	<input type="text" value="swimsuit"/>



	<input type="text" value="juice"/>
	<input type="text" value="tea"/>
	<input type="text" value="cake"/>
	<input type="text" value="chocolate"/>
	<input type="text" value="meat"/>
	<input type="text" value="sandwich"/>

Billedkunst

Tegn ansigter med forskellige «følelser» på de tomme emojis. Farv til sidst.



Dansk



Bøj navneordene/substantiverne i skemaet.

Ental

Flertal

ubestemt en / et	bestemt -en / -et	ubestemt flere ...	ubestemt alle ...
en taske			
et spil			
		støvler	
		hatte	
	pølsen		
			tænderne
en gulerod			
			druerne
	kruset		

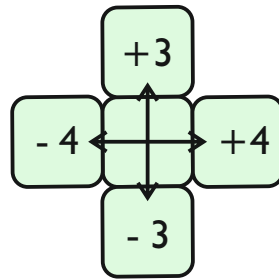
Skriv navneord, der begynder med B og K.



Matematik




Udfyld regnestierne.






Billedkunst

Farv flot.



Billedkunst

Tegn magen til. Farv til sidst.



Matematik

Læs og løs regnehistorien.

To klasser skal dele 112 flødeboller. I den ene klasse er der 25 elever, og i den anden klasse er der 31 elever.

Hvor mange flødeboller er der til hver elev?

_____ flødeboller

Engelsk

Udfyld kryds-ordet med disse ord:

book

pencil

globe



schoolbag

pencilcase

bell

pen

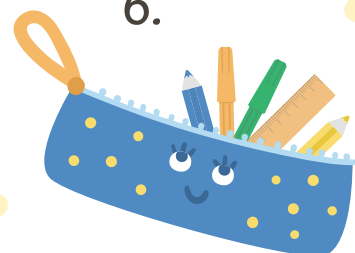
1.



7.



6.



2.



3.



4.



5.



Dansk

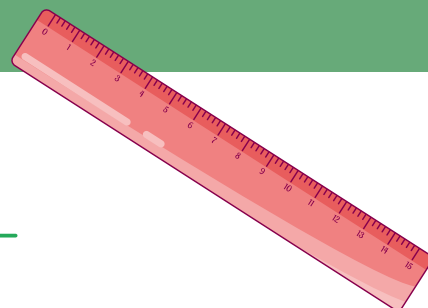


Find tillægsordet (adjektivet) i hver række og skriv det på linjen.

vinduer	vidunderlig	vinde
tosset	taske	tænke
gren	genert	grynte
hejse	hjælpsom	hjerte
synke	smykke	smuk
falde	flaske	flad
rusten	rust	ryste

Matematik

Hvor lange er stregerne? Skriv både som cm og mm.



cm mm

cm mm

cm mm


cm mm

cm mm

cm mm

Engelsk

Farv de rigtige farver. De felter, der er tomme, må du selv vælge farver til.



Dansk



Bøj tillægsordene/adjektiverne i skemaet.

1. grad	2. grad	3. grad
fin		
pæn		
blød		
skøn		
gul		
glad		
ny		
dyb		
tung		

Skriv tre tillægsord, der passer til hvert navneord.

