

Formål

Eleverne træner bogstavgenkendelse, samtidig med at der er bevægelse.

Forberedelse

Som forberedelse printes, lamineres og klippes kortene med farver og bogstaver. Eleverkene kopieres til hver elev.

Aktiviteten


Kortene med bogstaver fordeles under kegler i et angivet område.







Hver elev får et ark med en «sort/hvid tegning», som skal blive liggende på elevens bord i klassen.


Eleverne løber ud til keglerne og finder et kort med en farve og et bogstav.











Eleven skal nu huske farven og bogstavet, så eleven kan farve felterne med det rigtige bogstav i den rigtige farve.


Farveark og kort til print er på de næste sider.







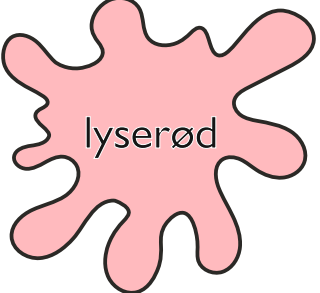





<p>a</p>  <p>rød</p>	<p>e</p>  <p>lilla</p>
<p>i</p>  <p>sort</p>	<p>ø</p>  <p>lyserød</p>
<p>ø</p>  <p>grøn</p>	<p>å</p>  <p>blå</p>



<p>r</p>  <p>grå</p>	<p>t</p>  <p>grøn</p>
<p>g</p>  <p>brun</p>	<p>u</p>  <p>sort</p>
<p>o</p>  <p>lyserød</p>	<p>s</p>  <p>blå</p>
<p>k</p>  <p>gul</p>	<p>y</p>  <p>grå</p>
<p>j</p>  <p>rød</p>	<p>z</p>  <p>orange</p>



m  orange	n  grå
o  brun	p  lyseblå
d  mørkeblå	b  sort
v  lyserød	h  grøn
w  rød	l  lilla