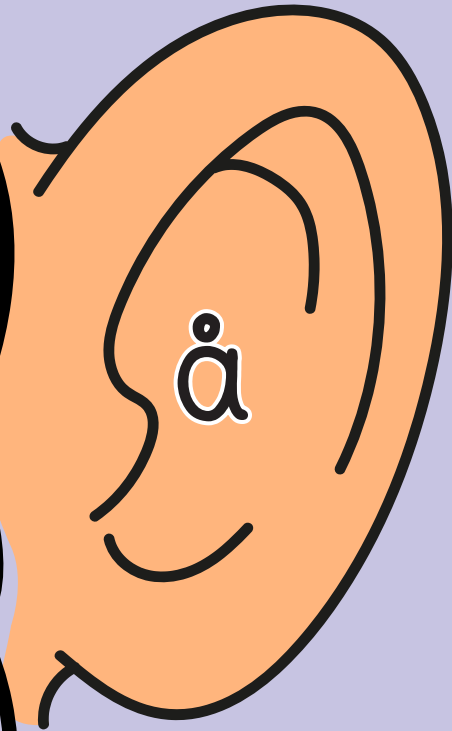


O LYDER SOM Å



ost

rotte

krog


Navn:

Bogstavet o kan have to lyde.


Det kan lyde som o, og det kan lyde som å.

I alle ord herunder lyder o som o.

Opg. 1. Læs ordene og sæt streg til det rigtige billede.



kano



lasso

to



orange



bord



ko



citron



sko



pote



bro




Bogstavet o kan have to lyde.

Det kan lyde som o, og det kan lyde som å.

I alle ord herunder lyder o som å.

Opg. 2. Læs ordene og sæt streg til det rigtige billede.



ost



bonde

bog




kost

stok



tog

klovn



rotte

tromme

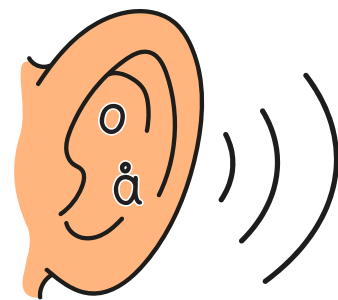


tolv

12



Opg. 3. Lav kryds-og-tværs.
 Skriv det rigtig ord i de rigtige felter.



A crossword puzzle grid with various clues and illustrations:

- Clue 1:** A number '2' with a red arrow pointing down to a 2x1 grid.
- Clue 2:** A pair of glasses with a red arrow pointing down to a 2x1 grid.
- Clue 3:** A bridge with a red arrow pointing down to a 2x1 grid.
- Clue 4:** A black paw print with a red arrow pointing right to a 1x4 grid.
- Clue 5:** A clown with a red arrow pointing right to a 1x4 grid.
- Clue 6:** A farmer with a pitchfork with a red arrow pointing down to a 4x1 grid.
- Clue 7:** A shoe with a red arrow pointing down to a 2x1 grid.
- Clue 8:** A mouse with a red arrow pointing right to a 1x5 grid.
- Clue 9:** A book with a red arrow pointing down to a 3x1 grid.
- Clue 10:** A table with a red arrow pointing right to a 3x1 grid.
- Clue 11:** A broom with a red arrow pointing down to a 3x1 grid.
- Clue 12:** A red train with a red arrow pointing down to a 1x4 grid.
- Clue 13:** A yellow lemon with a red arrow pointing right to a 1x4 grid.
- Clue 14:** A piece of cheese with a red arrow pointing down to a 2x1 grid.
- Clue 15:** A black and white cow with a red arrow pointing right to a 1x2 grid.
- Clue 16:** A red circle with a red arrow pointing right to a 2x1 grid.
- Clue 17:** A drum with a red arrow pointing right to a 1x6 grid.
- Clue 18:** A person in a yellow boat with a red arrow pointing down to a 3x1 grid.
- Clue 19:** A cane with a red arrow pointing down to a 2x1 grid.

Bogstavet o kan have to lyde.

Det kan lyde som o, og det kan lyde som å.

I alle ord herunder lyder o som o.

Opg. 4. Læs ordene og sæt streg til det rigtige billede.



cola



klo

stol




foto



kjole



lego



kor



soldat



sol



mobil

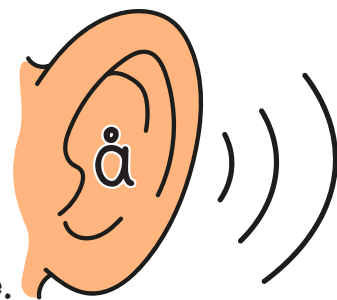


Bogstavet o kan have to lyde.


Det kan lyde som o, og det kan lyde som å.

I alle ord herunder lyder o som å.

Opg. 5. Læs ordene og sæt streg til det rigtige billede.



bombe



bold



bom




kold



krog



prop

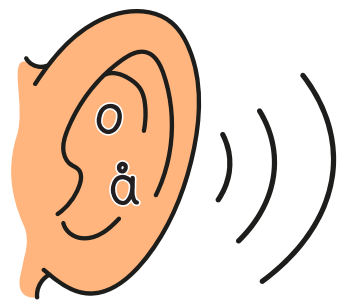


kok



stork

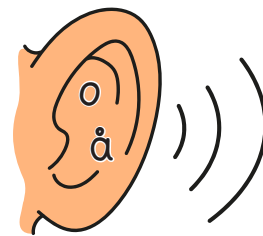
Opg. 6. Lav kryds-og-tværs.
Skriv det rigtig ord i de rigtige felter.



The crossword puzzle grid consists of several intersecting words. The icons and their corresponding starting points are as follows:

- Green LEGO bricks:** Points to the start of a 3-letter vertical word.
- Basketball:** Points to the start of a 4-letter horizontal word.
- Bomb:** Points to the start of a 4-letter horizontal word.
- Anchor:** Points to the start of a 4-letter horizontal word.
- Person in winter gear:** Points to the start of a 4-letter horizontal word.
- Red dress:** Points to the start of a 5-letter horizontal word.
- Bandage:** Points to the start of a 2-letter vertical word.
- Chef:** Points to the start of a 5-letter horizontal word.
- Sun:** Points to the start of a 3-letter horizontal word.
- Chair:** Points to the start of a 3-letter horizontal word.
- Coke bottle:** Points to the start of a 3-letter vertical word.
- Barrier:** Points to the start of a 2-letter vertical word.
- Stork:** Points to the start of a 5-letter horizontal word.
- Soldier:** Points to the start of a 2-letter vertical word.
- Hand holding a smartphone:** Points to the start of a 5-letter horizontal word.
- Stork:** Points to the start of a 2-letter vertical word.
- Beach scene:** Points to the start of a 4-letter horizontal word.
- Group of people:** Points to the start of a 3-letter horizontal word.
- Hook:** Points to the start of a 2-letter vertical word.

Opg. 7. Skriv ordet i sætningen.
Læs sætningen højt.




Jens har en stor _____ med et yver.



Vil du feje med min _____?



Abel er på tur med _____.




Jeg får en _____ af min mor.



Min onkel er _____ og har et gevær.



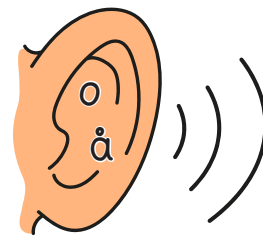
Vil du bygge _____ eller vil du se tv?




Kia læser i sin _____, når hun skal sove.



Opg. 8. Skriv ordet i sætningen.
Læs sætningen højt.



Oda får en mad med _____ på.



Der bor en _____ i en rede.




Ludvig slår på _____.



I cirkus så vi en _____ med en blå hat.



Der er en _____ over en sø.



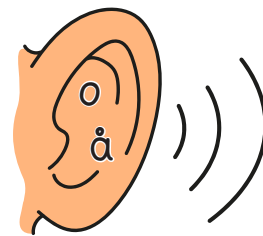
Her er en _____, men ikke en fod.



Se en _____, der siger bang.



Opg. 9. Skriv ordet i sætningen.
Læs sætningen højt.



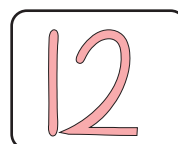
Jeg kan se en gul _____.



Der bor en _____ i mit hus.



Lea har _____ bamser i sin seng.




Bo fik en ny _____ af sin moster.




Det er en _____ dag. Jeg har hue på.



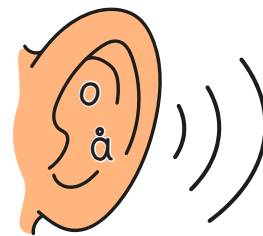
En _____ bor på en gård med en gris.



Vil du have en _____ eller en Fanta?



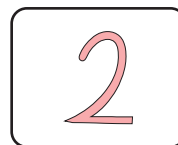
Opg. 10. Skriv ordet i sætningen.
Læs sætningen højt.



Min kat har en _____, der er sort.




Der bor _____ piger i mit hus.




Rie har en rød _____ på i dag.



Min farfar må gå med _____.



En _____ er sur, og den er gul.



Vil du sidde på en _____ eller i en sofa?

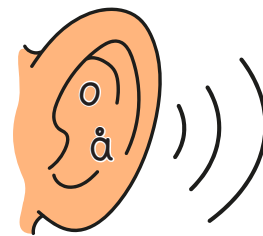


Min faster er en god _____.



Opg. II. Skriv ordet i sætningen.

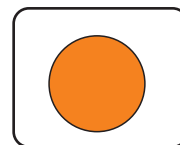
Las sætningen højt.




Et _____ synger en flot melodi.



Min jakke er _____ og har en lynlås.




Et _____ har fire ben.



Her er et _____ af min fætter.



Er der en fisk på den _____?



En cowboy har en _____ og en hest.



De er to i den _____.

