





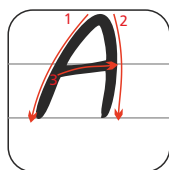












Skriv A og a på denne side. Følg pilene og få trænet skriveretning og placering i bogstavhuset.

LÆR OM
Bogstavet A
(små)
MED DANSKTIP








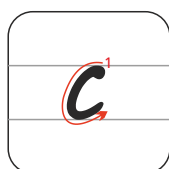



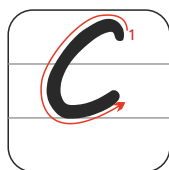
Skriv B og b på denne side. Følg pilene og få trænet skriveretning og placering i bogstavhuset.

LÆR OM
Bogstavet B
(små)
MED DANSKTIP




Skriv C og c på denne side. Følg pilene og få trænet skriveretning og placering i bogstavhuset.

LÆR OM
Bogstavet C
(små)
MED DANSKTIP



Skriv D og d på denne side. Følg pilene og få trænet skriveretning og placering i bogstavhuset.

LÆR OM
Bogstavet D
(små)
MED DANSKTIP




DDDI

Blank writing lines for practicing the uppercase letter D.

Blank writing lines for practicing the uppercase letter D.

Blank writing lines for practicing the uppercase letter D.



dddc

Blank writing lines for practicing the lowercase letter d.






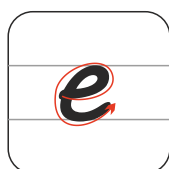


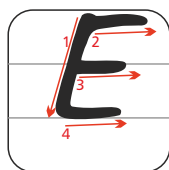
Blank writing lines for practicing the lowercase letter d.

Blank writing lines for practicing the lowercase letter d.

Blank writing lines for practicing the lowercase letter d.






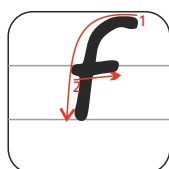

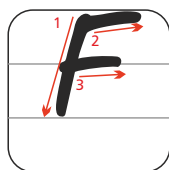
Skriv E og e på denne side. Følg pilene og få trænet skriveretning og placering i bogstavhuset.

LÆR OM
Bogstavet E
(små)
MED DANSKTIP








Skriv F og f på denne side. Følg pilene og få trænet skriveretning og placering i bogstavhuset.

LÆR OM
Bogstavet F
(små)
MED DANSKTIP








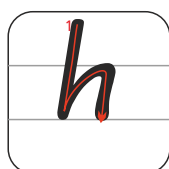


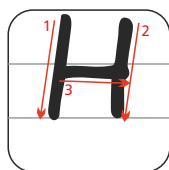
Skriv G og g på denne side. Følg pilene og få trænet skriveretning og placering i bogstavhuset.

LÆR OM
Bogstavet G
(små)
MED DANSKTIP








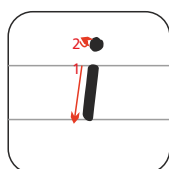

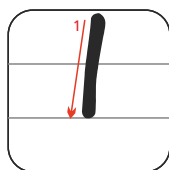
Skriv H og h på denne side. Følg pilene og få trænet skriveretning og placering i bogstavhuset.

LÆR OM
Bogstavet H
(små)
MED DANSKTIP



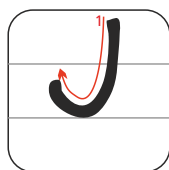
Skriv I og i på denne side. Følg pilene og få trænet skriveretning og placering i bogstavhuset.

LÆR OM
Bogstavet I
(små)
MED DANSKTIP



Skriv J og j på denne side. Følg pilene og få trænet skriveretning og placering i bogstavhuset.


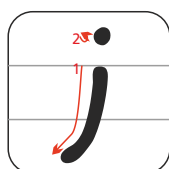
LÆR OM
Bogstavet J
(små)
MED DANSKTIP



Blank handwriting practice lines for uppercase letter J.

Blank handwriting practice lines for uppercase letter J.

Blank handwriting practice lines for uppercase letter J.



Blank handwriting practice lines for lowercase letter j.






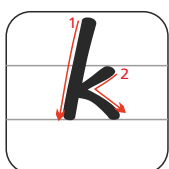




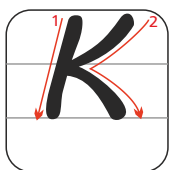
Blank handwriting practice lines for lowercase letter j.

Blank handwriting practice lines for lowercase letter j.

Blank handwriting practice lines for lowercase letter j.





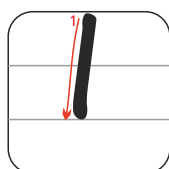

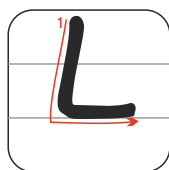
Skriv K og k på denne side. Følg pilene og få trænet skriveretning og placering i bogstavhuset.

LÆR OM
Bogstavet K
(små)
MED DANSKTIP







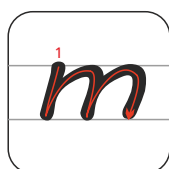


Skriv L og l på denne side. Følg pilene og få trænet skriveretning og placering i bogstavhuset.

LÆR OM
Bogstavet L
(små)
MED DANSKTIP



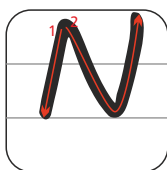
Skriv M og m på denne side. Følg pilene og få trænet skriveretning og placering i bogstavhuset.

LÆR OM
Bogstavet M
(små)
MED DANSKTIP



Skriv N og n på denne side. Følg pilene og få trænet skriveretning og placering i bogstavhuset.

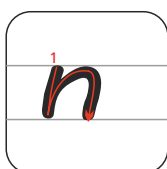
LÆR OM
Bogstavet N
(små)
MED DANSKTIP



Blank writing grid for practicing uppercase 'N'.

Blank writing grid for practicing uppercase 'N'.

Blank writing grid for practicing uppercase 'N'.



Blank writing grid for practicing lowercase 'n'.





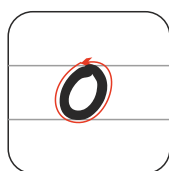


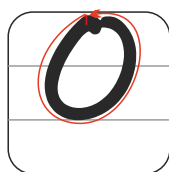
Blank writing grid for practicing lowercase 'n'.

Blank writing grid for practicing lowercase 'n'.

Blank writing grid for practicing lowercase 'n'.






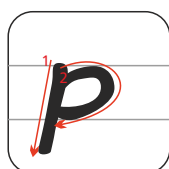



Skriv O og o på denne side. Følg pilene og få trænet skriveretning og placering i bogstavhuset.

LÆR OM
Bogstavet O
(små)
MED DANSKTIP




Skriv P og p på denne side. Følg pilene og få trænet skriveretning og placering i bogstavhuset.

LÆR OM
Bogstavet P
(små)
MED DANSKTIP



Skriv Q og q på denne side. Følg pilene og få trænet skriveretning og placering i bogstavhuset.

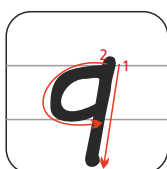
LÆR OM
Bogstavet Q
(små)
MED DANSKTIP



Blank writing lines for practicing the uppercase letter Q.

Blank writing lines for practicing the uppercase letter Q.

Blank writing lines for practicing the uppercase letter Q.



Blank writing lines for practicing the lowercase letter q.





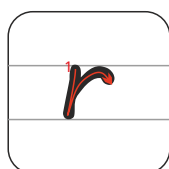



Blank writing lines for practicing the lowercase letter q.

Blank writing lines for practicing the lowercase letter q.

Blank writing lines for practicing the lowercase letter q.








Skriv R og r på denne side. Følg pilene og få trænet skriveretning og placering i bogstavhuset.

LÆR OM
Bogstavet R
(små)
MED DANSKTIP








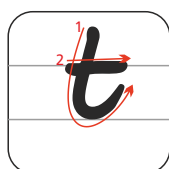

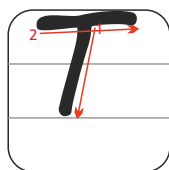
Skriv S og s på denne side. Følg pilene og få trænet skriveretning og placering i bogstavhuset.

LÆR OM
Bogstavet S
(små)
MED DANSKTIP













Skriv T og t på denne side. Følg pilene og få trænet skriveretning og placering i bogstavhuset.

LÆR OM
Bogstavet T
(små)
MED DANSKTIP




Skriv U og u på denne side. Følg pilene og få trænet skriveretning og placering i bogstavhuset.

LÆR OM
Bogstavet U
(små)
MED DANSKTIP



Skriv V og v på denne side. Følg pilene og få trænet skriveretning og placering i bogstavhuset.

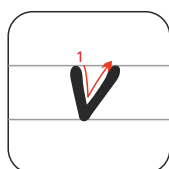
LÆR OM
Bogstavet V
(små)
MED DANSKTIP



Blank handwriting practice line with three horizontal guides.

Blank handwriting practice line with three horizontal guides.

Blank handwriting practice line with three horizontal guides.



Blank handwriting practice line with three horizontal guides.




Blank handwriting practice line with three horizontal guides.

Blank handwriting practice line with three horizontal guides.

Blank handwriting practice line with three horizontal guides.


Skriv W og w på denne side. Følg pilene og få trænet skriveretning og placering i bogstavhuset.

LÆR OM
Bogstavet W
(små)
MED DANSKTIP



Skriv X og x på denne side. Følg pilene og få trænet skriveretning og placering i bogstavhuset.

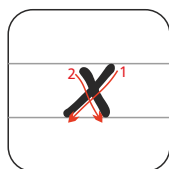
LÆR OM
Bogstavet X
(små)
MED DANSKTIP



Blank handwriting practice line with a top slanted edge and a bottom line.

Blank handwriting practice line with a top slanted edge and a bottom line.

Blank handwriting practice line with a top slanted edge and a bottom line.



Blank handwriting practice line with a top slanted edge and a bottom line.







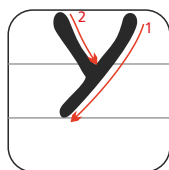
Blank handwriting practice line with a top slanted edge and a bottom line.

Blank handwriting practice line with a top slanted edge and a bottom line.

Blank handwriting practice line with a top slanted edge and a bottom line.





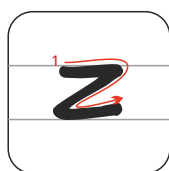



Skriv Y og y på denne side. Følg pilene og få trænet skriveretning og placering i bogstavhuset.

LÆR OM
Bogstavet Y
(små)
MED DANSKTIP



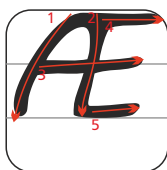
Skriv Z og z på denne side. Følg pilene og få trænet skriveretning og placering i bogstavhuset.

LÆR OM
Bogstavet Z
(små)
MED DANSKTIP



Skriv Æ og æ på denne side. Følg pilene og få trænet skriveretning og placering i bogstavhuset.

LÆR OM
Bogstavet Æ
(små)
MED DANSKTIP



Blank handwriting practice line for the letter Æ.

Blank handwriting practice line for the letter Æ.

Blank handwriting practice line for the letter Æ.



Blank handwriting practice line for the letter æ.


Blank handwriting practice line for the letter æ.

Blank handwriting practice line for the letter æ.

Blank handwriting practice line for the letter æ.

Skriv Ø og ø på denne side. Følg pilene og få trænet skriveretning og placering i bogstavhuset.



LÆR OM
Bogstavet Ø
(små)
MED DANSKTIP



Blank handwriting practice lines for uppercase Ø.

Blank handwriting practice lines for uppercase Ø.

Blank handwriting practice lines for uppercase Ø.



Blank handwriting practice lines for lowercase ø.

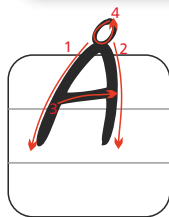
Blank handwriting practice lines for lowercase ø.

Blank handwriting practice lines for lowercase ø.

Blank handwriting practice lines for lowercase ø.

Skriv Å og å på denne side. Følg pilene og få trænet skriveretning og placering i bogstavhuset.


LÆR OM
Bogstavet Å
(små)
MED DANSKTIP



Blank handwriting practice lines for the uppercase letter Å.

Blank handwriting practice lines for the uppercase letter Å.

Blank handwriting practice lines for the uppercase letter Å.



Blank handwriting practice lines for the lowercase letter å.

Blank handwriting practice lines for the lowercase letter å.

Blank handwriting practice lines for the lowercase letter å.

Blank handwriting practice lines for the lowercase letter å.