


Mit



morgenhæfte ^{///} IC




dansk
matematik engelsk
billedkunst


Navn og klasse:

Dansk

Hvad starter ordet med? Indsæt den konsonant, der mangler i hvert ord.




_____ læksprutte



_____ andmand




_____ apegøje



_____ ommerfugl





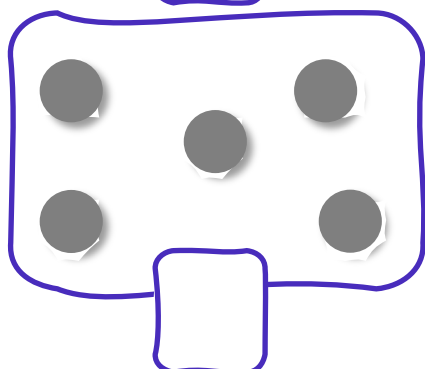
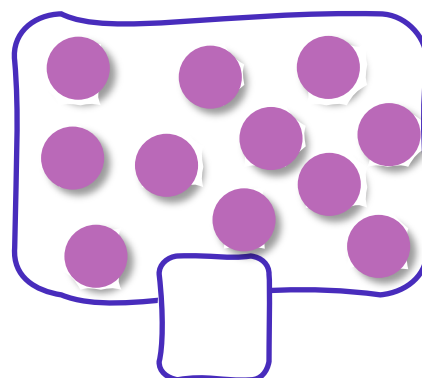
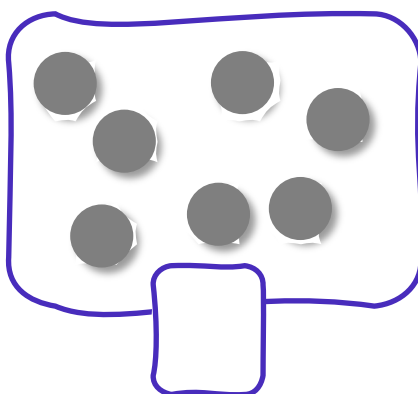

_____ ebra



_____ elfin

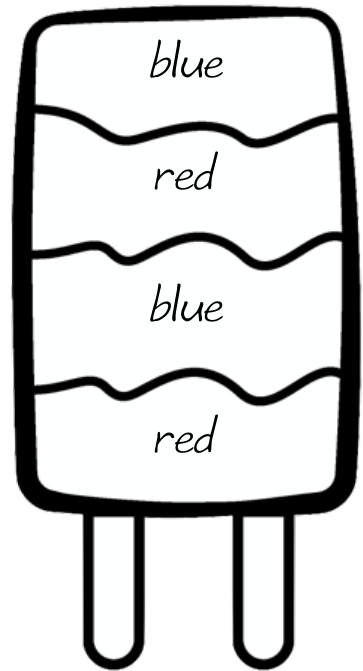
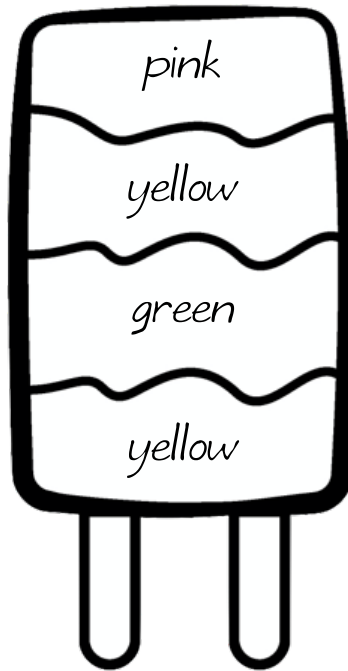
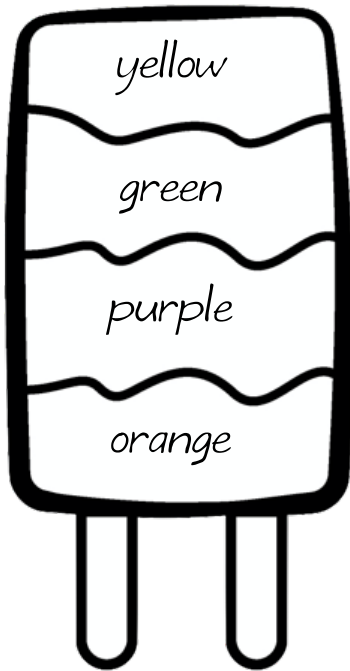
Matematik

Tæl. Hvor mange af hver? Skriv det rigtige tal.




Engelsk







Farv isene de rigtige farver.



Matematik




Regn plus-stykkerne.

	+		=	<input data-bbox="1259 1361 1458 1556" type="text"/>
	+		=	<input data-bbox="1259 1592 1458 1787" type="text"/>
	+		=	<input data-bbox="1259 1823 1458 2018" type="text"/>

Dansk



Følg stregerne så præcis du kan med blyanten.



Matematik

Regn minus-stykkerne.

$13 - 4 = \underline{\quad}$

$17 - 3 = \underline{\quad}$













$12 - 9 = \underline{\quad}$

$17 - 5 = \underline{\quad}$

$19 - 11 = \underline{\quad}$


$20 - 15 = \underline{\quad}$

Sæt streg til det rigtige resultat:

	-		•	•	
	-		•	•	
	-		•	•	
	-		•	•	

Engelsk

Skriv engelske ord med "A" og "T".



ant

alligator

apple

teeth

tree

tiger

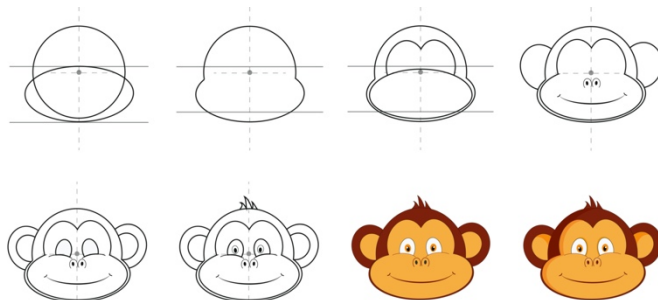
Dansk

Følg stregerne så præcis du kan med blyanten.



Billedkunst

Tegn en abe, så godt du kan.



Matematik



Fortsæt talrækkerne.

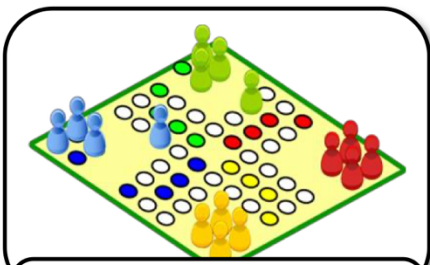
	6				11			
--	---	--	--	--	----	--	--	--

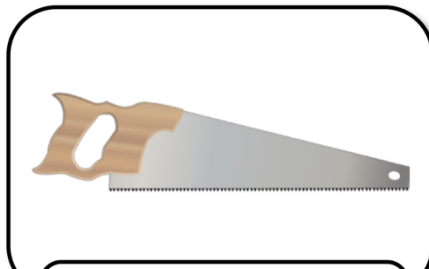
	13		15			19	20	
--	----	--	----	--	--	----	----	--

				39	40			
--	--	--	--	----	----	--	--	--

Dansk


Lydrette ord. Skriv ordene.














Engelsk

Skriv engelske ord med "B" og "C".



balloon

butterfly

bee

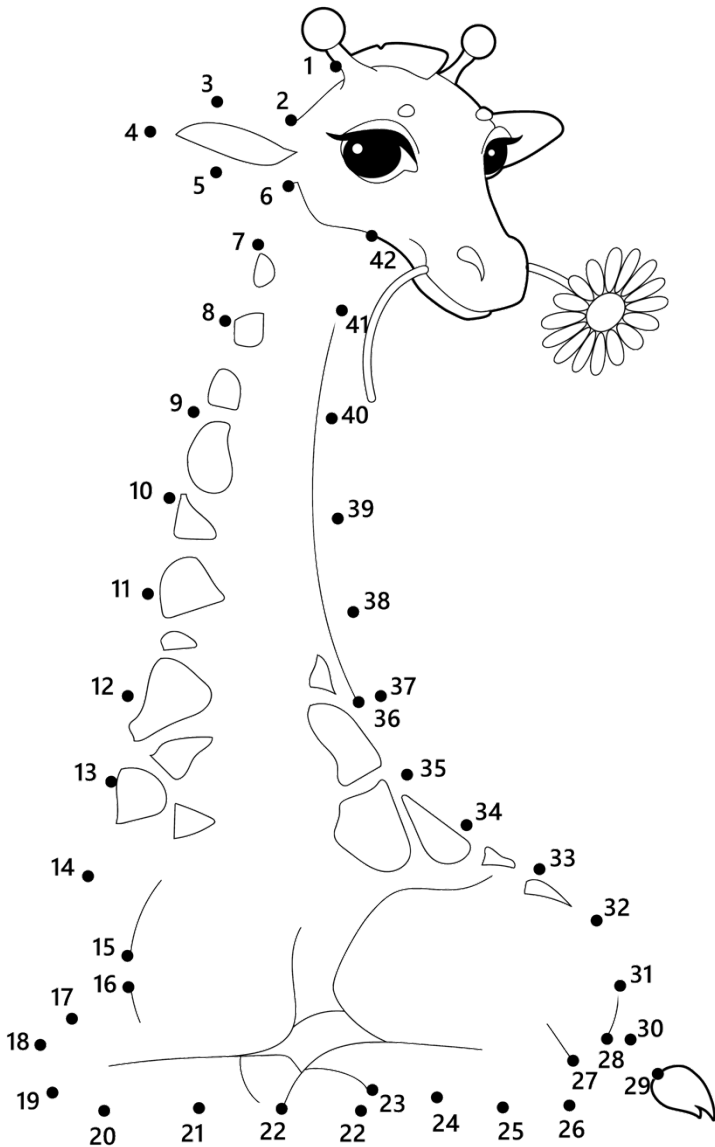
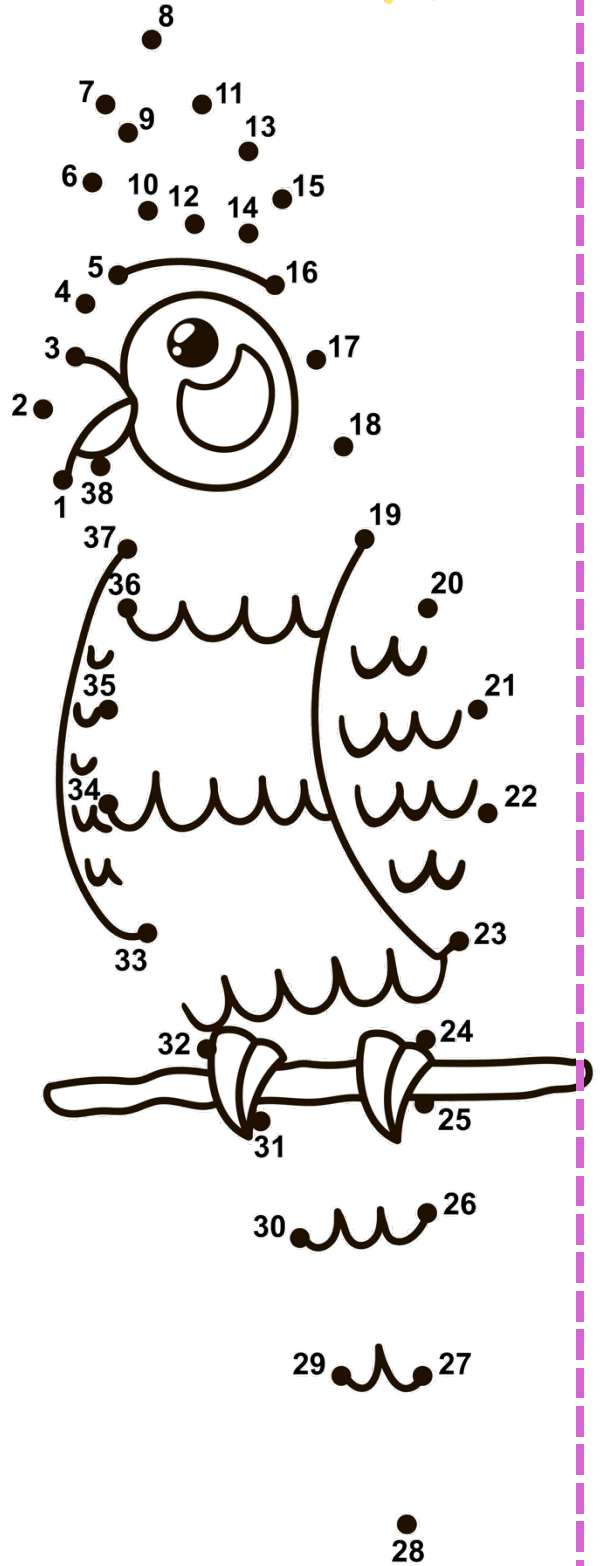
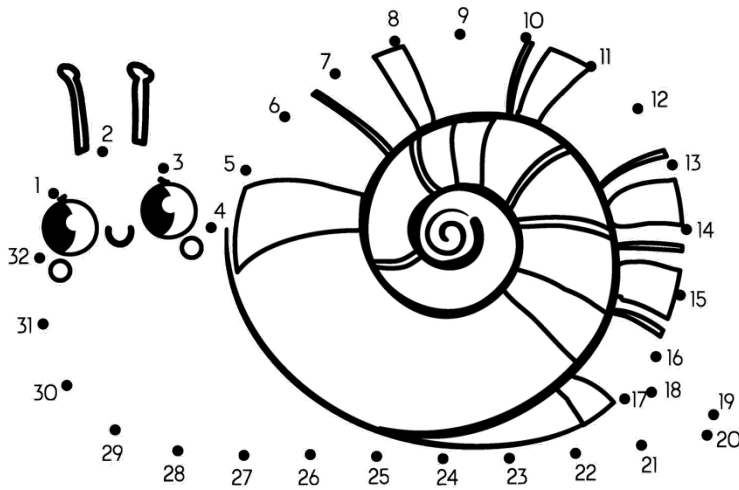
chicken

cow

cupcake

Matematik

Sæt streg fra prik til prik. Start ved 1-tallet. Farv dyrene til sidst.



Dansk

Skriv en sætning, der passer til hvert billede.



Matematik

Fortsæt mønsteret.




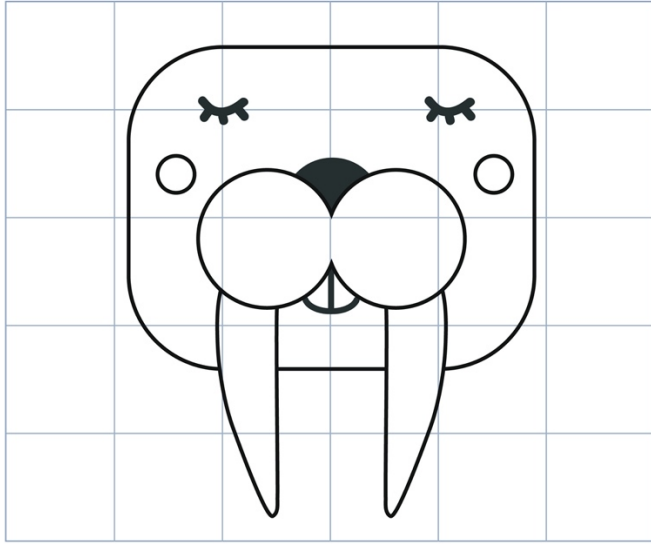
Yellow	Yellow	Green	Green															
Green	Green	Yellow	Yellow															
Yellow	Yellow	Green	Green	Yellow	Yellow													

Blue	Green	Red																
Yellow	Blue	Green	Red															

		Purple			Purple													
Purple	Purple	Purple	Purple	Purple	Purple													
		Purple			Purple													

Billedkunst

Tegn magen til og farv til sidst.



Dansk



Skriv det rigtige ord.

Diagram illustrating body parts with corresponding labels for a Danish language exercise. The central figure is a boy with brown curly hair, wearing blue shorts. Lines connect various parts of his body to circular icons: an eye, a nose, a mouth, a hand, a foot, a head, an ear, a hand, an arm, and a foot. To the left and right of the boy are two columns of five empty rounded rectangular boxes for writing the names of these body parts.



Matematik

Fortsæt talrækkerne.

	27				31					
					50			80		100

Farv

Farv tegningen, så flot du kan.

