

NAVN:




SKRIV
pant
ØVEHÆFTE







Kan du skrive små ord, der indeholder i? Kig på ord og billeder herunder.
Skriv det rigtige ord ved det rigtige billede.

ti giraf pil citron
quiz is bi ni avis








10

9










Kan du skrive små ord, der indeholder o? Kig på ord og billeder herunder.
Skriv det rigtige ord ved det rigtige billede.







sko melon lort kano
iglo pose sorte bombe sol



Øv dig i at skrive små ord, der starter med b. Kig på ordene i figurene.
Skriv ordet i den figur, der er magen til.



Øv dig i at skrive små ord, der starter med d. Kig på ordene i figurene.
Skriv ordet i den figur, der er magen til.




Øv dig i at skrive egennavne. Skriv navnene herunder.
Husk at starte med stort begyndelsesbogstav.

Albert

Benny

Carla

Danni



Esben

Frida

Gustav


Øv dig i at skrive egennavne. Skriv navnene herunder.
Husk at starte med stort begyndelsesbogstav.

Henrik

Iben

Julia

Kenny



Laura

Magne

Nana

Øv dig i at skrive egennavne. Svar på spørgsmålene herunder.
Husk at starte med stort begyndelsesbogstav.

Mit
fornavn

Handwriting practice lines for the first question, consisting of a solid top line, a dashed middle line, and a solid bottom line.

Mit
efternavn

Handwriting practice lines for the second question, consisting of a solid top line, a dashed middle line, and a solid bottom line.

Jeg bor i
denne by

Handwriting practice lines for the third question, consisting of a solid top line, a dashed middle line, and a solid bottom line.

Jeg bor på
denne vej

Handwriting practice lines for the fourth question, consisting of a solid top line, a dashed middle line, and a solid bottom line.

Min lærer
hedder

Handwriting practice lines for the fifth question, consisting of a solid top line, a dashed middle line, and a solid bottom line.

Min skole
hedder

Handwriting practice lines for the sixth question, consisting of a solid top line, a dashed middle line, and a solid bottom line.

Min
sidemakker
hedder

Handwriting practice lines for the seventh question, consisting of a solid top line, a dashed middle line, and a solid bottom line.

Jeg kender
et dyr, der
hedder

Handwriting practice lines for the eighth question, consisting of a solid top line, a dashed middle line, and a solid bottom line.



Kan du skrive små ord, der indeholder e? Kig på ord og billeder herunder.
Skriv det rigtige ord ved det rigtige billede.

fem pølse kegle seks
dreng lego tre drage




6

5



3



Kan du skrive små ord fra huset?

Kig på ordene herunder og skriv dem på linjerne.

hus

tag

dør

vindue



altan

have

mur

Kan du skrive små ord fra busturen?

Kig på ordene herunder og skriv dem på linjerne.

bus

tur

hjul

dør



billet

stop

sæde

Kan du skrive små ord fra byen?

Kig på ordene herunder og skriv dem på linjerne.

by

højhus

vej

bil



kiosk

kirke

tunnel